

Description

- Radial Leaded Fast Acting Thru-Hole Fuse
- Ideal for high voltage DC applications
- Board washable
- Optional mounting socket available (PCS)
- Available in different lead configurations

AC TIME-CURRENT CHARACTERISTICS	
% of Amp Rating	Opening Time
100%	4 hours minimum
200%	10 second maximum

Agency Information


- UL Recognized: E19180
- CSA: 42731

Ordering

- Specify packaging, product, and option code (i.e., BK/PCB-1/2-R)

DC Application

The PC-Tron subminiature fuse is UL Recognized for DC supplementary overcurrent protection to provide individual protection for components or internal circuits in equipment. Suitability for a specific application is dependent on time constants and capacitance values. It is the responsibility of the customer to evaluate the information provided for applicability to their particular application.



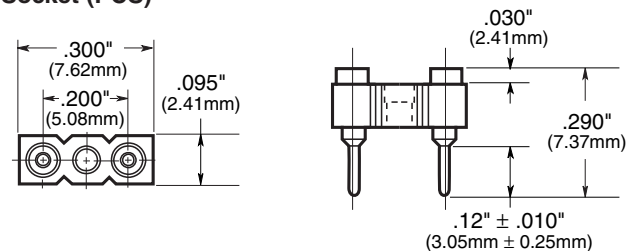
Dimensions ^{mm/(inches)}

Dimensional Data: All tolerances $\pm .005"$
 $\pm .13 \text{ mm}$

Mounting Socket (RoHS compliant)

- Available as option. Specify catalog number BK/PCS (100-in) and short fuse lead length — PCC or PCE

Socket (PCS)

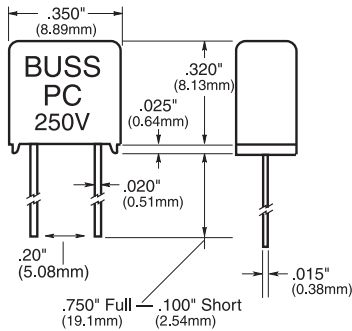


SPECIFICATIONS						
Product Code / Amp Rating	Lead Length	Voltage Rating AC	AC Interrupting	Voltage Rating DC	DC Interrupting	
					Min.	Max.
PCB - 1/2, 3/4, 1, 1-1/2, 2, 2-1/2	Full - 0.750" (straight)	250V	50A @ 250V 10kA @ 125V	450V	300	5900A
PCB - 3	Full - 0.750" (straight)	250V	50A @ 250V	350V	300	4400A
PCC - 1/2, 3/4, 1, 1-1/2, 2, 2-1/2	Short 0.100" (straight)	250V	50A @ 250V 10kA @ 125V	450V	300	5900A
PCC - 3	Short 0.100" (straight)	250V	50A @ 250V 10kA @ 125V	350V	300	4400A
PCD - 5	Full - 0.750" (straight)	125V	10kA @ 125V	250V	300	4200A
PCE - 5	Short 0.100" (straight)	125V	10kA @ 125V	250V	300	4200A
PCF - 1/2, 3/4, 1, 1-1/2, 2, 2-1/2	0.475"	250V	50A @ 250V 10kA @ 125V	450V	300	5900A
PCF - 3	0.475"	250V	50A @ 250V 10kA @ 125V	350V	300	4400A
PCG - 5	0.475"	125V	10kA @ 125V	250V	300	4200A
PCH - 1/2, 3/4, 1, 1-1/2, 2, 2-1/2	0.125"	250V	50A @ 250V 10kA @ 125V	450V	300	5900A
PCH - 3	0.125"	250V	50A @ 250V 10kA @ 125V	350V	300	4400A
PCI - 5	0.125"	125V	10kA @ 125V	250V	300	4200A

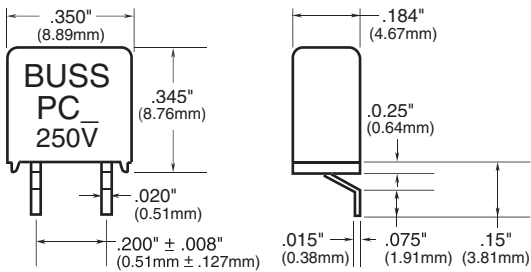
Device designed to carry rated current for four hours minimum. An operating current of 80% or less of rated current is recommended, with further derating required at elevated ambient temperatures.

Dimensional Data: All tolerances $\pm .005"$
 $\pm .13 \text{ mm}$

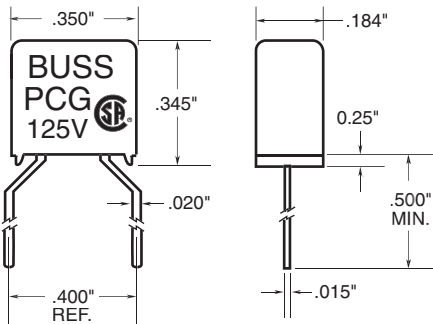
Standard Fuse (PCB, PCD)



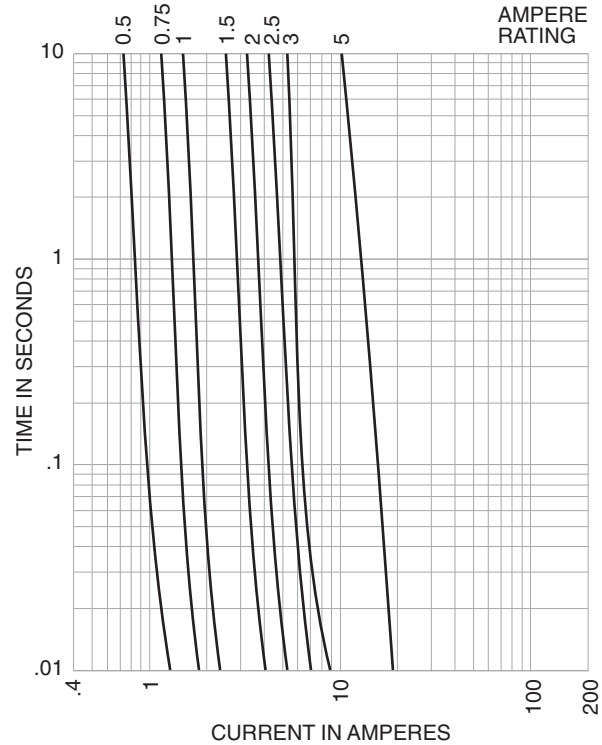
Dimensional Data (PCH, PCI)



Dimensional Data (PCF, PCG)



Time-Current Characteristic Curves—Average Melt



Max. Total Clearing I²t (Amps² Sec.)

Amp Rating	Volts AC			
	125 Volts		250 Volts	
	50A	1,000A	10,000A	35A & 50A
1/2A	0.006	0.006	0.006	0.006
3/4A	0.016	0.016	0.016	0.016
1A	0.020	0.020	0.020	0.020
1-1/2A	0.090	0.090	0.090	0.090
2A	0.200	0.200	0.200	0.200
2-1/2A	0.300	0.300	0.300	0.300
3A	0.750	0.750	0.750	0.750
5A	5.0	5.0	5.0	—

Note—Power Factor > .90.

PACKAGING CODE

Packaging Code	Description
Blank	5 pieces of fuses
BK	100 pieces of fuses in a carton
TR*	500 pieces of fuses on tape and Reel

* Short lead length not available in tape and reel packaging

OPTION CODE

Option Code	Description
-R	RoHS Compliant Version